


MISUTONIDA
 italian style
 accessories **4x4**



TOYOTA HI-LUX DOUBLE CAB 2016



60 Min.

Item Code

Codice Articolo

: MED/410/IX

Référence Article

GB

STAINLESS STEEL
MEDIUM BAR


















ITA

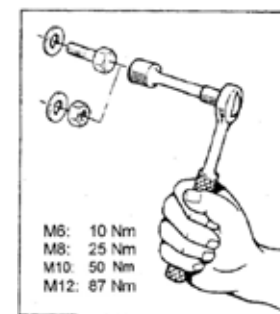
MEDIUM BAR
IN ACCIAIO INOX

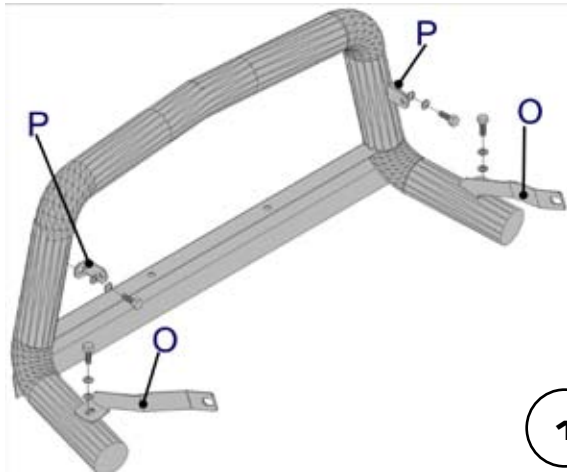
FR

MEDIUM BAR
EN ACCIER INOX

TOYOTA HI-LUX DOUBLE CAB 2016

Part List Lista della bulloneria Liste des pièces				
A  TE 8X20 x 4	B  Ø 8 x 6	C  Ø 8 x 6	D  M 8 x 2	E  TE 8X20 x 2
F  TE 10X90 x 4	G  Ø 10 x 4	H  Ø 10 x 4	I  M 10 x 4	L  TE 12X25 P 1.25 P 1.25 P 1.15 x 2
M  Ø 12 x 2	N  Ø 12 x 2	O  M/410/F x 2	P  SM/410/B x 2	Q  SM/410/C x 2
R  SMA/410/A x 2	 Cappelletti M8 x 8			





1



2



3



4



5



6

Date Data Date	Item Code Cod.Articolo Réf. Article	Vehicle model Modello Veicolo Modèle de Voiture
27/05/16	MED/410/IX	HI-LUX DOUBLE CAB 2016

MISUTONIDA
italian style accessories **4x4**

Document checked and approved by
Documento controllato ed approvato da
Document controlé et approuvé par

BOTTA PIETRO



7



8



9



10



11



12

Date Data Date	Item Code Cod.Articolo Réf. Article	Vehicle model Modello Veicolo Modèle de Voiture
27/05/16	MED/410/IX	HI-LUX DOUBLE CAB 2016

Document checked and approved by
Documento controllato ed approvato da
 Document contrôlé et approuvé par

BOTTA PIETRO

MISUTONIDA
 italian style accessories **4x4**



Date Data Date	Item Code Cod.Articolo Réf. Article	Vehicle model Modello Veicolo Modèle de Voiture
27/05/16	MED/410/IX	HI-LUX DOUBLE CAB 2016

MISUTONIDA
italian style accessories **4x4**

Document checked and approved by
Documento controllato ed approvato da
 Document contrôlé et approuvé par

BOTTA PIETRO

TOYOTA HI-LUX INVICTUS DOUBLE CAB 2016



GB

WARNING: for the correct fitting of the SM/410/C brackets (Q) on the INVICTUS model you need to cut the plastic grill in the position shown in the picture

ITA

ATTENZIONE: sul modello INVICTUS per il corretto fissaggio delle staffe SM/410/C (Q) è necessario tagliare la griglia in plastica nel punto indicato nella foto

FR

ATTENTION: pour le correct montage des pattes de fixation SM/410/C (Q) sur la version INVICTUS il est nécessaire de couper la grille en plastique dans la position indiquée dans la photo

Date Data Date	Item Code Cod.Articolo Réf. Article	Vehicle model Modello Veicolo Modèle de Voiture
27/05/16	MED/410/IX	HI-LUX DOUBLE CAB 2016

MISUTONIDA
italian style accessories **4x4**

Document checked and approved by
Documento controllato ed approvato da
Document contrôlé et approuvé par

BOTTA PIETRO